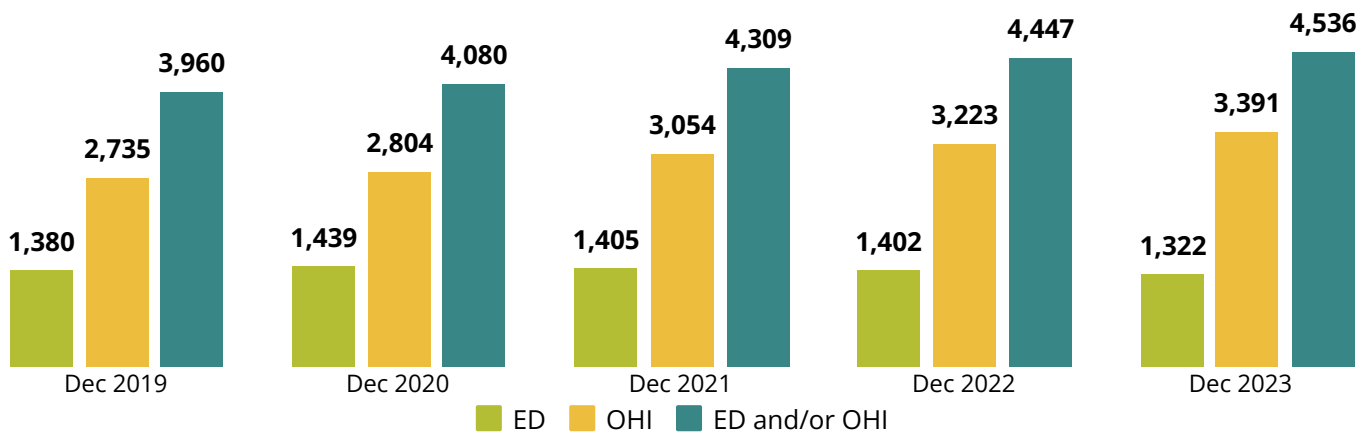


Disrupted Learning

A Visual Look at Behavioral Trends in North Dakota

Analysis of special education data points to a clear and concerning trend: behavioral needs among students with disabilities (SWD) in North Dakota are on the rise.

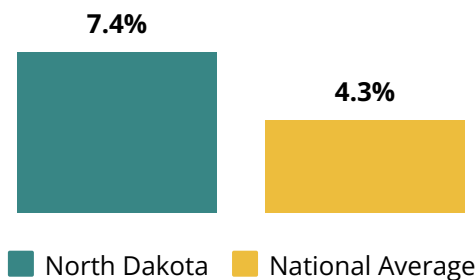
1 The total number of students with behavior-related disabilities has increased over time. The number of students identified with Emotional Disturbance (ED) has declined, but this is offset by an increase in students identified with Other Health Impairment (OHI), which often includes behavior-related conditions.



*Includes students with a primary or secondary disability.

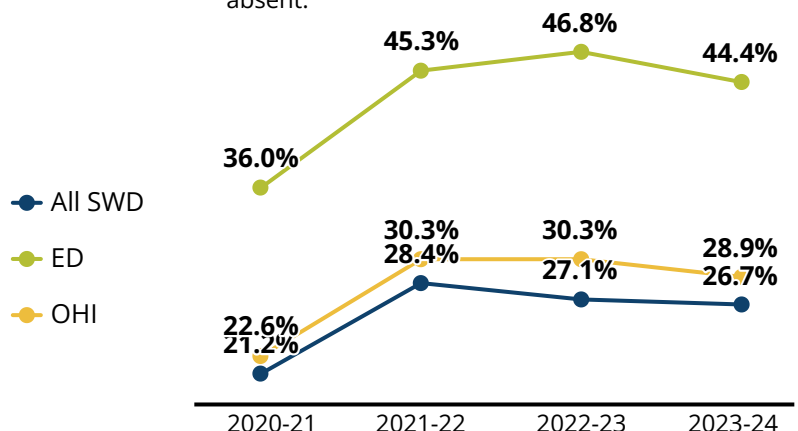
2 NORTH DAKOTA VS THE NATIONAL AVERAGE

The percent of students with a primary disability of ED in ND is higher than the national rate (based on 2023-24 data).



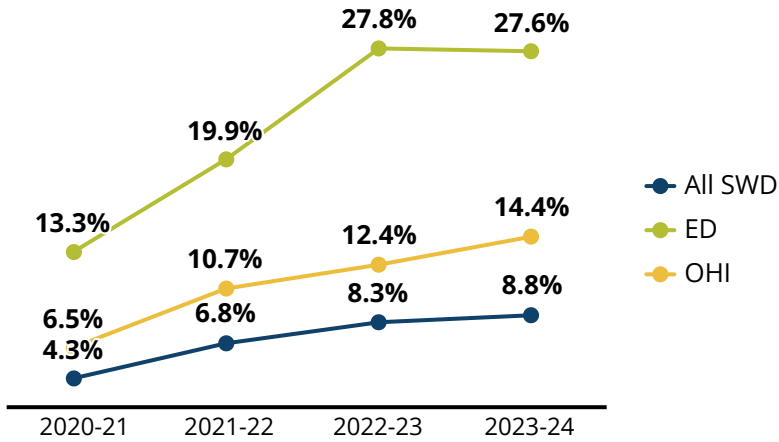
3 CHRONIC ABSENTEEISM

Chronic absenteeism rates have increased since 2020-21. Over 44% of students with ED are chronically absent.



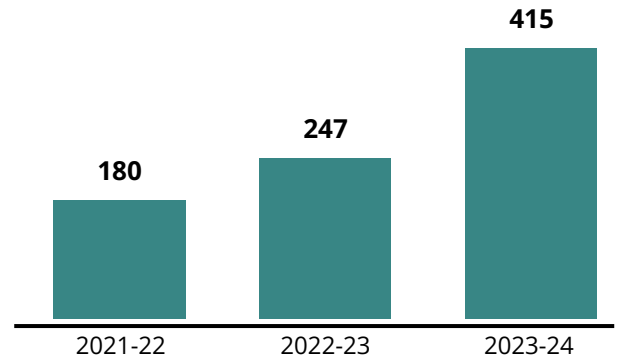
4 SUSPENSION RATES

Suspension rates (of one or more days) have increased since 2020-21. Almost 28% of students with ED and 14% of students with OHI experienced a suspension in 2023-24.



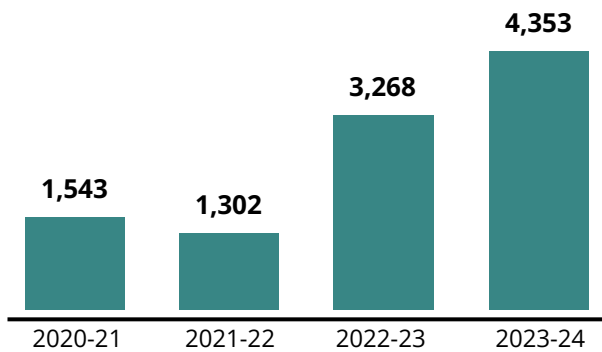
5 MANIFESTATION DETERMINATIONS

The number of manifest determinations of SWD has more than doubled since 2021-22.



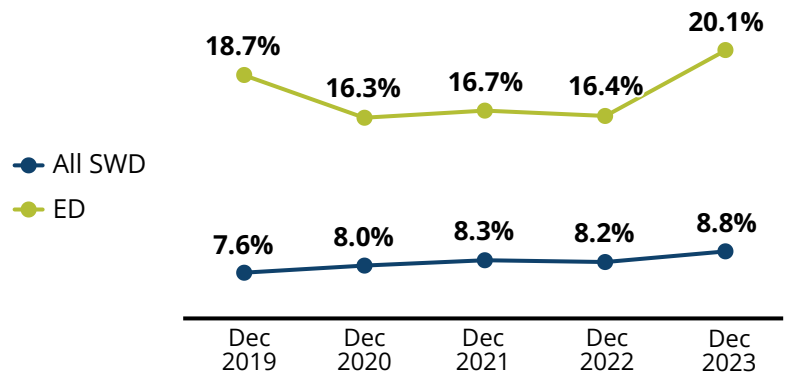
6 DISCIPLINARY REMOVALS

The number of disciplinary removals of SWD has almost tripled since 2020-21.



7 RESTRICTED SETTINGS

1 in 5 students with ED are placed in a restrictive setting (i.e., in separate classrooms or in residential facilities). Almost 9% of all SWD are in a restrictive setting (the OHI rate is virtually identical to the all SWD rate and thus is not shown).



ACTION IS NEEDED!
What can be done?